

JUPITER SERIES

Stylish affordability



ECHO CHAIR

MID-BACK & HIGH-BACK

Features:

- Infinite position tilt lock and tilt tension adjustment
- Adjustable armrests with seat depth adjustment
- Air-flow mesh back for greater air circulation
- Lumbar support with pneumatic seat height adjustment
- ANSI/BIFMA approved construction
- Optional, add-on 3D or 4D armrests
(see next page for details)



ECO-HB-BL

Model:

Mid-Back

ECO-MBPU-BL

ECO-MB-BL

ECO-MB-GR

Dimensions: 26"W x 26"D x 37.75" - 41.75"H

Finish:

Black/Black

Polyurethane

Black/Black

Grey/Blue

High-Back

ECO-HBPU-BL

ECO-HB-BL

ECO-HB-GR

Black/Black

Polyurethane

Black/Black

Grey/Blue

Dimensions: 26"W x 26"D x 46" - 49.5"H



ECO-MB-GR

- Recommended Max. Weight Capacity: 275lbs
- Assembly Required



JUPITER SERIES

Stylish affordability



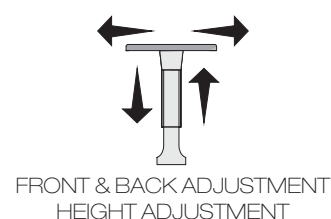
ECHO CHAIR

ADD-ONS



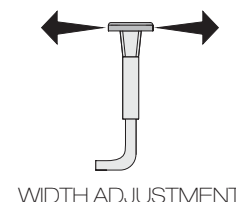
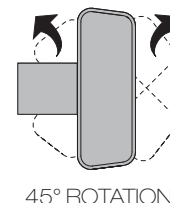
ECO-3DARM

- Optional 3D armrest provides extra adjustment capabilities beyond normal armrest
- 3D adjustment includes height adjustment front & back adjustment 45° rotation
- Available finish: Black (BL)



ECO-4DARM

- Optional 4D armrest provides same adjustment as 3D but also has **width** adjustment
- 4D adjustment includes height & width adjustment front & back adjustment 45° rotation
- Available finish: Black (BL)



ECO-GASLIFT2

- Optional lower height gas lift
- Echo standard seat range is 16½" - 20½"h
- Lift reduces standard seat height by 1¼"



Heartwood Distributors Ltd.

Choose high quality, price sensitive products that are **IN-STOCK** and ready for next day shipping.

www.heartwooddl.com

Contact your local dealer:

251 Adams Rd, Kelowna, BC V1X 7R1

T: 1 800 567 3060

F: 250 765 1213