

PONTUS



Drafting Chair

Comfortable ergonomic design. Great for use with taller workspaces (~36" tall).

Features:

- Comfortable seat cushion & contoured back available in 3 material combinations
- Height adjustable 360° chrome footrest
- Pneumatic seat height adjustment with extended range (7.5")
- Tilt tension and locking mechanism
- Dual Wheel casters, ideal for soft or hard floors
- Available with or without armrests
- ANSI/BIFMA approved construction



PON-DFT-MB-PU-BL

Dimensions:

Back Height: 43" - 50.5"
Seat Height: 22.5" - 30"
Seat Depth: 18½"
Seat Width: 20"
Arm Width: 27½"

Max Recommended Weight Capacity: 300lbs

Model: PON-DFT-MB-MEFA-BL
PON-DFT-MB-FA-BL
PON-DFT-MB-PU-BL

Model: PON-DFT-MB-MEFA-ARM-BL
PON-DFT-MB-FA-ARM-BL
PON-DFT-MB-PU-ARM-BL




PON-DFT-MB-MB-FA-BL

Optional Add-on:


Model: JUP-DRAFT-LEVELLER (SET OF 5)




Available Finishes:



Mesh Back & Fabric Seat
(MEFA-BL)



Fabric Back &
Seat
(FA-BL)



Black Polyurethane
Back & Seat
(PU-BL)



PON-DFT-MB-MEFA-ARM-BL

JUPITER SERIES

Stylish, modern design to complement any workspace!

